



! Einfach nachrüstbar - Türdämpfung und Selbststeinzug für Schubkästen im Zubehör.
Easy to retrofit – door damping and self-closing for drawers in the accessories.
 Eenvoudig in te bouwen – deurdemping en geleide sluiting voor laden in accessoires.
 Facile à compléter – atténuation portes et auto-rentrage tiroirs en accessoires.

Rurik986 | KFRU | PG4 Mit Dickkante / with thick edge / met dikke rand / avec bord épais

Frei wählbar / freely selectable
 vrij selecteerbaar / librement sélectionnable:



Front / front / front / façade

Glanz Lack Weiß
 gloss white lacquer
 glans wit lak
 laque blanche brillante



**Korpus außen / carcass outside
 corpus uitwendig / caisson extérieur**
 Feinstruktur weiß
 fine textured white
 edel fijne structuur wit
 décor légère texture blanc



**Wahlweise / optional:
 optioneel / au choix:**



Griff / handle / greep / poignée

No. 021 Metall Edelstahl Optik
 stainless optics
 metaal in edeltaal optiek
 métal décor acier spécial

Push-to-open

nur bei Oberschränken optional
 only optional for wall units
 alleen optioneel voor bovenkasten
 en option uniquement pour les élément murales


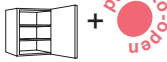
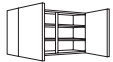
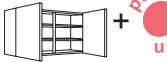


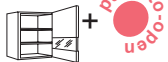


Arbeitsplatte 38 mm
 worktop/werkblad/plan de travail
 Bauseits, nach Wunsch
 on site, as desired
 op locatie, naar wens
 sur place, au choix

TYPENAUSZUG / type excerpt / modellenlijst / extrait de la gamme







(B = Breite / width / breedte / largeur | H = Höhe / height / hoogte / hauteur | T = Tiefe / depth / diepte / profondeur)

Oberschränke / wall units / hangkasten / éléments murales

	OM306-8 B 30,0 cm		OM306-8P B 30,0 cm		OM106-8 B 100,0 cm H 70,4 cm T 34,9 cm		OM106-8P B 100,0 cm H 70,4 cm T 34,9 cm		OK635-8 B 60,0 cm OK935-8 B 90,0 cm H 35,2 cm T 34,9 cm		OGMH556-8 B 50,0 cm H 70,4 cm T 34,9 cm		OGMH556-8P B 50,0 cm H 70,4 cm T 34,9 cm
--	-------------------	---	--------------------	---	--	---	---	---	--	---	---	---	--



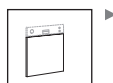
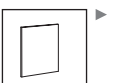
mit Segmentglastür / segment glass door / segment glazen deuren
portes des segment en verre

Unterschränke / base units / onderkasten / éléments bas

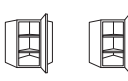


	U306-8E B 30,0 cm		UL456-8 B 45,0 cm H 87,0 cm T 58,4 cm		U106-8E B 100,0 cm H 87,0 cm T 58,4 cm		U536-8E B 50,0 cm U636-8E B 60,0 cm U936-8E B 90,0 cm H 87,0 cm T 58,4 cm		U634-8 B 60,0 cm H 87,0 cm T 58,4 cm		UC636-8E B 60,0 cm UC936-8E B 90,0 cm H 87,0 cm T 58,4 cm
--	-------------------	---	---	---	--	---	---	--	--	---	--

für Glaskeramikkochfeld / for ceramic glass hob
voor keramische kookplaat / pour plaque vitrocéramique

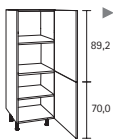
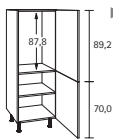
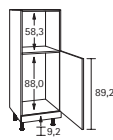
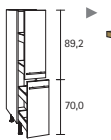
Spülenschränke / base units for sink / spoelonderkasten / éléments bas pour évier

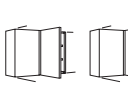


	SPL456-8 B 45,0 cm SPL506-8 B 50,0 cm SPL606-8 B 60,0 cm H 87,0 cm T 58,4 cm		SPL106-8 B 100,0 cm H 87,0 cm T 58,4 cm		Tür für Geschirrspüler door for dishwasher deur voor vaatwasser porte pour le lave-vaisselle T606-8 B 59,6 cm T 1,6 cm H 57,2 cm		Tür für vollintegrierten Geschirrspüler door for fully integrated dishwasher deur voor volledig geïntegreerd vaatwasmachine porte pour entièrement intégrée lave-vaisselle TL456-8 B 44,6 cm TL606-8 B 59,6 cm T 1,6 cm H 70,0 cm
--	--	---	---	--	--	--	--

Eck-Schränke / corner units / hoek kasten / éléments d'angle

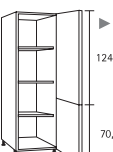
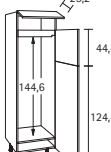
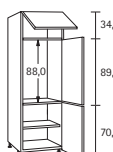
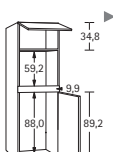
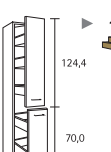
	OEMD606-8 B 60,0 x 60,0 cm H 70,4 cm T 34,9 cm		OEMD606-8P B 60,0 x 60,0 cm H 70,4 cm T 34,9 cm		UEL996-8 B 90,0 x 90,0 cm H 87,0 cm T 58,4 cm
---	--	---	---	---	---

Midischränke / medium units / middelgrote kasten / armoires moyennes





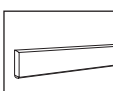
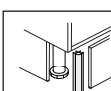
	MH606-8 B 60,0 cm H 176,6 cm T 58,4 cm		MH661-8 B 60,0 cm H 176,6 cm T 58,4 cm		MH660-8 B 60,0 cm H 176,6 cm T 58,4 cm		MHFZ306-8E B 30,0 cm H 176,6 cm T 58,4 cm
--	--	---	--	---	--	---	---

	OEM856-8 B 80,0 cm H 70,4 cm T 34,9 cm		OEM856-8P B 80,0 cm H 70,4 cm T 34,9 cm		UEL116-8 B 100,0 cm H 87,0 cm T 58,4 cm
---	--	---	---	---	---

Hochschränke / tall units / hoge kasten / armoires hautes

	H606-8 B 60,0 cm H 211,8 cm T 58,4 cm		H614-8 B 60,0 cm H 211,8 cm T 58,4 cm		H661-8 B 60,0 cm H 211,8 cm T 58,4 cm		HOMK660-8 B 60,0 cm H 211,8 cm T 58,4 cm		HFZ306-8E B 30,0 cm H 211,8 cm T 58,4 cm
--	---	---	---	---	---	--	--	---	--

Zubehör / accessories

	BE30-8 B 30,0 cm BE40-8 B 40,0 cm BE50-8 B 50,0 cm BE60-8 B 60,0 cm		BLU-MT2 2x Dämpfungssystem für Türen damping-system for doors dempingssysteem voor deuren système de l'atténuation pour portes		EZD-8 2x Gedämpfter Selbstenzug für Auszüge damped self-closing for pull-out gedempt zelfsluitend voor uittreklade système de fermeture automatique amortie de glissière		MS210-8 B 210,0 cm Montageschiene mounting rail montagerail rail de montage		SO180- Sockelleiste incl. Dichtungsprofil plinth panel incl. sealing profile sokkel paneel incl. afdichtingsprofiel panneau de plinth avec profil d'étanchéité		SOP- Sockelpaket bestehend aus: 1x Sockelblende, 1x Sockelrückführung, 1x Ecke 90°, 1x Sockelverbinder plinth package consisting of: 1x plinth cover, 1x plinth return, 1x corner 90°, 1x plinth connector sokkel pakket bestaande uit: 1x sokkel paneel, 1x sokkel retour, 1x hoek 90°, 1x sokkel connector le paquet de plinth comprend: 1x panneau de plinth, 1x retour de plinthe, 1x angle 90°, 1x connecteur plinthe
--	--	---	---	---	---	---	---	--	---	---	---