



! Einfach nachrüstbar - Türdämpfung und Selbsteinzug für Schubkästen im Zubehör.
Easy to retrofit – door damping and self-closing for drawers in the accessories.
 Eenvoudig in te bouwen – deurdemping en geleide sluiting voor laden in accessoires.
 Facile à compléter – atténuation portes et auto-rentrage tiroirs en accessoires.



Ingvar420 | KFIN | PG3 Mit Dickkante / with thick edge / met dikke rand / avec bord épais

Frei wählbar / freely selectable
 vrij selecteerbaar / librement sélectionnable:



Front / front / front / façade

Anthrazit matt
 anthracite matt
 antraciet matt
 anthracite matt



**Korpus außen / carcass outside
 corpus uitwendig / caisson extérieur**

Anthrazit matt
 anthracite matt
 antraciet matt
 anthracite matt



**Wahlweise / optional:
 optioneel / au choix:**



Griff / handle / greep / poignée

No. 021 Metall Edelstahl Optik
 stainless optics
 metaal in edeltaal optiek
 métal décor acier spécial

Push-to-open

nur bei Oberschränken optional
 only optional for wall units
 alleen optioneel voor bovenkasten
 en option uniquement pour les élément murales





















**Arbeitsplatte 38 mm
 worktop/werkblad/plan de travail**
 Bauseits, nach Wunsch
 on site, as desired
 op locatie, naar wens
 sur place, au choix

TYPENAUSZUG / type excerpt / modellenlijst / extrait de la gamme













(B = Breite / width / breedte / largeur | H = Höhe / height / hoogte / hauteur | T = Tiefe / depth / diepte / profondeur)

Oberschränke / wall units / hangkasten / éléments murales

	OM306-8	B 30,0 cm		OM306-8P	B 30,0 cm		OM106-8	B 100,0 cm		OM106-8P	B 100,0 cm		OK635-8	B 60,0 cm		OGMH556-8	B 50,0 cm		OGMH556-8P	B 50,0 cm
	OM406-8	B 40,0 cm		OM406-8P	B 40,0 cm			H 70,4 cm			H 70,4 cm		OK935-8	B 90,0 cm			H 70,4 cm			H 70,4 cm
	OM456-8	B 45,0 cm		OM456-8P	B 45,0 cm			T 34,9 cm			T 34,9 cm			H 35,2 cm		OGMH556-8	B 50,0 cm		OGMH556-8P	B 50,0 cm
	OM506-8	B 50,0 cm		OM506-8P	B 50,0 cm									T 34,9 cm						
	OM606-8	B 60,0 cm		OM606-8P	B 60,0 cm															
		H 70,4 cm			H 70,4 cm															
		T 34,9 cm			T 34,9 cm															










mit Segmentglastür / segment glass door / segment glazen deuren
portes des segment en verre

Unterschränke / base units / onderkasten / éléments bas



	U306-8E	B 30,0 cm		UL456-8	B 45,0 cm		U106-8E	B 100,0 cm		U536-8E	B 50,0 cm		U634-8	B 60,0 cm		UC636-8E	B 60,0 cm	
	U406-8E	B 40,0 cm			H 87,0 cm			H 87,0 cm		U636-8E	B 60,0 cm			H 87,0 cm		UC936-8E	B 90,0 cm	
	U506-8E	B 50,0 cm			T 58,4 cm			T 58,4 cm		U936-8E	B 90,0 cm						H 87,0 cm	
	U606-8E	B 60,0 cm									H 87,0 cm						T 58,4 cm	
		H 87,0 cm									T 58,4 cm							
		T 58,4 cm																

für Glaskeramikkochfeld / for ceramic glass hob
voor keramische kookplaat / pour plaque vitrocéramique


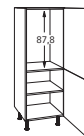
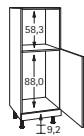
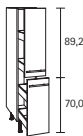
Spülenschränke / base units for sink / spoelonderkasten / éléments bas pour évier



	SPL456-8	B 45,0 cm		SPL106-8	B 100,0 cm		Tür für Geschirrspüler			Tür für vollintegrierten Geschirrspüler	
	SPL506-8	B 50,0 cm			H 87,0 cm						
	SPL606-8	B 60,0 cm			T 58,4 cm						
		H 87,0 cm					T606-8	B 59,6 cm		TL456-8	B 44,6 cm
		T 58,4 cm						T 1,6 cm		TL606-8	B 59,6 cm
								H 57,2 cm			H 70,0 cm

Eck-Schränke / corner units / hoek kasten / éléments d'angle

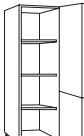
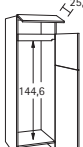
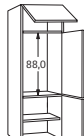
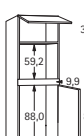

	OEMD606-8	B 60,0 x 60,0 cm		UELD996-8	B 90,0 x 90,0 cm
		H 70,4 cm			H 87,0 cm
		T 34,9 cm			T 58,4 cm

Midischränke / medium units / middelgrote kasten / armoires moyennes






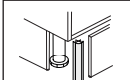
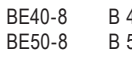



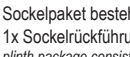
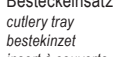

	MH606-8	B 60,0 cm		MH661-8	B 60,0 cm		MH660-8	B 60,0 cm		MHFZ306-8E	B 30,0 cm
		H 176,6 cm			H 176,6 cm			H 176,6 cm			H 176,6 cm
		T 58,4 cm			T 58,4 cm			T 58,4 cm			T 58,4 cm

	OEM856-8	B 80,0 cm		UELD116-8	B 100,0 cm
		H 70,4 cm			H 87,0 cm
		T 34,9 cm			T 58,4 cm

Hochschränke / tall units / hoge kasten / armoires hautes

	H606-8	B 60,0 cm		H614-8	B 60,0 cm		H661-8	B 60,0 cm		HOMK660-8	B 60,0 cm		HFZ306-8E	B 30,0 cm
		H 211,8 cm			H 211,8 cm			H 211,8 cm			H 211,8 cm			H 211,8 cm
		T 58,4 cm			T 58,4 cm			T 58,4 cm			T 58,4 cm			T 58,4 cm

Zubehör / accessories

	BE30-8	B 30,0 cm		BLU-MT2	2x		EZD-8	2x		MS210-8	B 210,0 cm		SO180-	Sockelleiste incl. Dichtungsprofil		SOP-
	BE40-8	B 40,0 cm			Dämpfungssystem für Türen		EZD-8	2x		MS210-8	B 210,0 cm		SO180-	Sockelleiste incl. Dichtungsprofil		SOP-
	BE50-8	B 50,0 cm			damping-system for doors									plinth panel incl. sealing profile		
	BE60-8	B 60,0 cm			dempingssysteem voor deuren									sockel paneel incl. afdichtingsprofiel		
					besteckeinsatz									panneau de plinth avec profil d'étanchéité		
					bestekinzet											
					insert à couverts											