





Keramik Waschtisch weiß glänzend [04K]
ceramic washbasin white glossy [04K]

 ≈ Waschtischmaße in cm [BxHxT]
washbasin dimensions in cm [WxHxD]





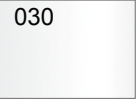



KWIBI 81 |  81,0 x 1,5 x 51,0 cm





KW60 |  61,0 x __ x 49,5 cm

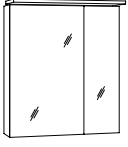
Schränke | cabinets

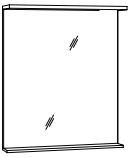
Frontfarben front colours		Korpusfarben basic shell colours	Griffe handles
04TW	PG 3	04W	
 <p>481 Nachbildung Teak allseitig Dickkante 1,3 mm teak decor all-round thick edge 1.3 mm</p>		 <p>030 Weiß matt matt white</p>	 <p>Metall, verchromt chromed metal 465</p>
04VW	PG 3	04W	
 <p>261 Nachbildung Eiche natur allseitig Dickkante 1,3 mm natural oak decor all-round thick edge 1.3 mm</p>		 <p>030 Weiß matt matt white</p>	 <p>Metall, verchromt chromed metal 465</p>

Beschreibung Description	Maße in cm Dimensions in cm			Artikel-Nr. Article no.	Identnummer ID number
	B W	H	T D		

	Keramik-Waschtisch inkl. Montagematerial ceramic washbasin incl. mounting material	61,0		49,5	KW60	
---	---	------	--	------	-------------	--

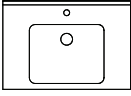
PG 2						
	Beckenunterschrank für hängende Waschbecken, 2 Türen basin unit for hanging washbasins 2 doors	56,0	47,8	34,8	WNVT56	

	Spiegelschrank 2 Spiegeltüren, 2 Einlegeböden Oberboden mit 2-LED Spots 2x1,5 W inkl. Schalter/Steckdose mirror cabinet 2 mirror doors, 2 shelves top with 2-LED spots with 2,7 W incl. switch/socket	60,0	70,8	17,6/ 25,0	SOB60	
---	--	------	------	---------------	--------------	--

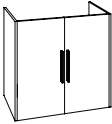

	Spiegelpaneel mit Oberboden 2-LED Spots mit 2x1,5 W und satinieren Glasablageboden inkl. Schalter mirror panel with top 2-LED spots with 2,7 W and satin glass shelf incl. switch	60,0	70,8	2,5/ 18,0	SPOB60	
---	--	------	------	--------------	---------------	--

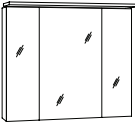
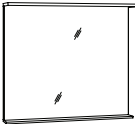
EEK | EEC = Energieeffizienzklasse | energy efficiency category

Beschreibung Description	Maße in cm Dimensions in cm			Artikel-Nr. Article no.	Identnummer ID number
	B W	H	T D		


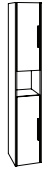

	Keramik-Waschtisch Becken mittig ceramic washbasin centered bowl	81,0		51,0	KWIBI81	
---	---	------	--	------	----------------	--







PG 2

	Waschtisch-Unterschrank 2 Türen washbasin base cabinet 2 doors	76,0	72,5	48,5	WKVT76	
	Waschtisch-Unterschrank 1 Klappe, 1 Nische, 1 Auszug washbasin base cabinet 1 flap, 1 open case, 1 extension	76,0	72,5	48,5	WKVKNA76	

	Spiegelschrank 3 Spiegeltüren, 3 Einlegeböden, Oberboden mit 2-LED Spots 2x1,5W 6500K EEK A+ inkl. Schalter/Steckdose mirror cabinet 3 mirror doors, 3 shelves, top with 2-LED spots 2x1,5W 6500K EEK A+incl. switch/socket	80,0	70,8	17,6/ 25,0	SOB80	
	Spiegelpaneel mit Oberboden 2-LED Spots mit 2x1,5W 6500K und satiniertem Glasablageboden EEK A+ inkl. Schalter mirror panel with top 2-LED spots with 2x1,5W 6500K and satinated glass shelve EEK A+ incl. switch	80,0	70,8	2,5/ 18,0	SPOB80	

EEK | EEC = Energieeffizienzklasse | energy efficiency category

	Beschreibung Description	Maße in cm Dimensions in cm			Artikel-Nr. Article no.	Identnummer ID number
		B W	H	T D		
						PG 2
	<p>Midischrank 2 Türen, 1 Schubkasten 3 Einlegeböden, 3 Konstruktionsböden</p> <p>medium cabinet 2 doors, 1 drawer, 3 shelves 3 construction shelves</p>	30,0	147,0	34,8	MTST30	
	<p>Hochschrank 2 Türen, 4 Einlegeböden 4 Konstruktionsböden, 1 Nische</p> <p>tower cabinet 2 doors, 4 shelves 4 construction shelves, 1 open case</p>	30,0	179,2	34,8	HTNT30	
	<p>Abdeckplatte für Midischrank in Korpusfarbe</p> <p>top for medium cabinet in basic shell colour</p>	30,2	1,6	35,0	AD30	

Beschreibung Description	Maße in cm Dimensions in cm			Artikel-Nr. Article no.	Identnummer ID number
	B W	H	T D		
 <p>Handtuchhalter 2-armig [verchromt], [Befestigung am Schrank] ausziehbar</p> <p>towel rail 2-arms [chromed], [fastening on the cabinet] pull out</p>	10,5	4,0	32,5 50,0	HHC2	
 <p>2 Innenspiegel [Ergänzungsset zur nachträglichen Innenverspiegelung] für Spiegelschrank SOB 60</p> <p>2 interior mirrors [supplementary-set for inner mirror-panel] for mirror cabinets SAB80 and SBA80</p>	62,0 62,0	34,5 14,5	3,0 3,0	IS60	
 <p>Mischbatterie, verchromt</p> <p>lever tap, chromed</p>				MBCS	
 <p>Design-Sockelstellfuß [verstellbar], Kunststoff, verchromt je 4 Stück Pack</p> <p>design leg [adjustable], plastic, chromed 4 pcs unit</p>			12,0– 14,0	SFC12	
 <p>Sockelfuß, massiv [verstellbar], je 4 Stück Pack. Teak Natur</p> <p>leg, massive [adjustable], 4 pcs unit. natural teak</p>			15,0 25,0	SFT15	
 <p>Sockelfuß, massiv [verstellbar], je 4 Stück pro Pack. Eiche Natur</p> <p>leg, massive [adjustable], 4 pcs unit. natural oak</p>			15,0 25,0	SFV15	