



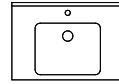


Keramik Waschtisch weiß glänzend [MXK]
ceramic washbasin white glossy [MXK]

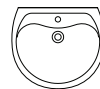
 ≈ Waschtischmaße in cm [BxHxT]
washbasin dimensions in cm [WxHxD]



KWMMAT85 |  85,0 x 2,2 x 45,0 cm















KWMMAT65 |  65,0 x 2,2 x 45,0 cm






KW60 |  61,0 x ___ x 49,5 cm


Schränke | cabinets

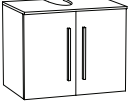
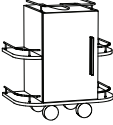
Frontfarben front colours		Korpusfarben basic shell colours	Griffe handles
MXSE	PG 2	MX64	
 464	Nachbildung Kastanie Trüffel allseitig Dickkante 1,3 mm truffle chestnut decor all-round thick edge 1.3 mm	 464	Nachbildung Kastanie Trüffel truffle chestnut decor
			 Metall, verchromt chromed metal 466
MXTI	PG 2	MX37	
 037	Nachbildung Akazie allseitig Dickkante 1,3 mm light acacia decor all-round thick edge 1.3 mm	 037	Nachbildung Akazie light acacia decor
			 Metall, verchromt chromed metal 466
MXMU	PG 2	MX61	
 261	Nachbildung Eiche natur allseitig Dickkante 1,3 mm natural oak decor all-round thick edge 1.3 mm	 261	Nachbildung Eiche natur natural oak decor
			 Metall, verchromt chromed metal 466
MXBU	PG 3	MX86	
 286	Melamin Seidenglanz weiß allseitig Dickkante 1,3 mm white silk gloss melamine all-round thick edge 1.3 mm	 286	Melamin Seidenglanz weiß white silk gloss melamine
			 Metall, verchromt chromed metal 466

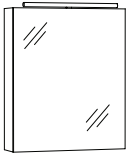
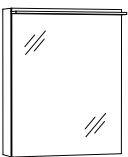
Regalfarben | rack colours

 286	Weiß seidenglänzend white silk gloss MX86	 MX03	Opal opal MX03	 MX20	Anthrazit anthracite MX20
--	--	--	-----------------------------	--	--

Beschreibung Description	Maße in cm Dimensions in cm			Artikel-Nr. Article no.	Identnummer ID number
	B W	H	T D		

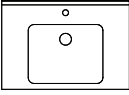
	Keramik-Waschtisch inkl. Montagematerial ceramic washbasin incl. mounting material	61,0		49,5	KW60	
---	---	------	--	------	-------------	--

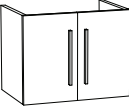
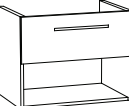
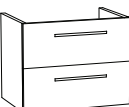
						PG 2	PG 3
	Beckenunterschrank für hängende Waschbecken, 2 Türen basin unit for hanging washbasins 2 doors	62,0	49,6	34,8	WNVT60		
	Caddy 1 Tür, 1 Einlegeboden, 4 seitliche Ablagen mit verchromter Reling, 4 Rollen caddy 1 door, 1 shelf, 4 lateral shelves with rail chromed, 4 casters	60,0	63,3	39,5	WCAD60		

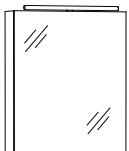
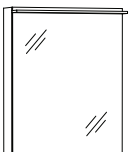
	Spiegelschrank 1 Spiegeltür, 2 Einlegeböden, 1 LED-Aufbauleuchte verchromt, 1,9 W Leistung, 6.000 K, EEK A–A++ inkl. Schalter/Steckdose mirror cabinet 1 mirror door, 2 shelves, 1 chromed top light LED, 1.9 W power, 6.000 K, EEC A–A++ incl. switch/socket	60,0	72,0	17,6	SAB60		
	Spiegelschrank 1 Spiegeltür, 2 Einlegeböden, 1 Acrylboden LED, 5,3 W Leistung, 6.250–6.750 K, EEK A–A++ inkl. Schalter/Steckdose mirror cabinet 1 mirror door, 2 shelves, 1 acrylic LED panel, 5.3 W power, 6.250–6.750 K, EEC A–A++ incl. switch/socket	60,0	70,8	17,6/ 26,0	SBA60		

EEK | EEC = Energieeffizienzklasse | energy efficiency category

Beschreibung Description	Maße in cm Dimensions in cm			Artikel-Nr. Article no.	Identnummer ID number
	B	W	H		
	T	D			

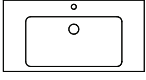
	Keramik-Waschtisch Becken mittig ceramic washbasin centered bowl	65,0		45,0	KWMAT65	
---	---	------	--	------	----------------	--



						PG 2	PG 3
	Waschtisch-Unterschrank 2 Türen washbasin base cabinet 2 doors	62,0	48,0	44,6	WMVT60		
	Waschtisch-Unterschrank 1 Auszug, 1 Regal washbasin base cabinet 1 extension, 1 rack	62,0	48,0	44,6	WMVAR60		
	Waschtisch-Unterschrank 2 Auszüge washbasin base cabinet 2 extensions	62,0	48,0	44,6	WMVAA60		



	Spiegelschrank 1 Spiegeltür, 2 Einlegeböden, 1 LED-Aufbauleuchte verchromt, 1,9 W Leistung, 6.000 K, EEK A–A++ inkl. Schalter/Steckdose mirror cabinet 1 mirror door, 2 shelves, 1 chromed top light LED, 1.9 W power, 6.000 K, EEC A–A++ incl. switch/socket	60,0	72,0	17,6	SAB60	
	Spiegelschrank 1 Spiegeltür, 2 Einlegeböden, 1 Acrylboden LED, 5,3 W Leistung, 6.250–6.750 K, EEK A–A++ inkl. Schalter/Steckdose mirror cabinet 1 mirror door, 2 shelves, 1 acrylic LED panel, 5.3 W power, 6.250–6.750 K, EEC A–A++ incl. switch/socket	60,0	70,8	17,6/ 26,0	SBA60	

EEK | EEC = Energieeffizienzklasse | energy efficiency category









Beschreibung Description	Maße in cm Dimensions in cm			Artikel-Nr. Article no.	Identnummer ID number
	B W	H	T D		


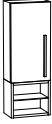
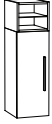
	Keramik-Waschtisch Becken mittig ceramic washbasin centered bowl	85,0		45,0	KWMAT85	
---	---	------	--	------	----------------	--





						PG 2	PG 3
	Waschtisch-Unterschrank 1 Auszug, 1 Regal washbasin base cabinet 1 extension, 1 rack	82,0	48,0	44,6	WMVAR80		
	Waschtisch-Unterschrank 2 Auszüge washbasin base cabinet 2 extensions	82,0	48,0	44,6	WMVAA80		

	Spiegelschrank 2 Spiegeltüren, 2 Einlegeböden, 1 LED-Aufbauleuchte verchromt, 1,9 W Leistung, 6.000 K, EEK A–A++ inkl. Schalter/Steckdose mirror cabinet 2 mirror doors, 2 shelves, 1 chromed top light LED, 1.9 W power, 6.000 K, EEK A–A++ incl. switch/socket	80,0	72,0	17,6	SAB80	
	Spiegelschrank 2 Spiegeltüren, 2 Einlegeböden, 1 Acrylboden LED, 7,2 W Leistung, 6.250–6.750 K, EEK A–A++ inkl. Schalter/Steckdose mirror cabinet 2 mirror doors, 2 shelves, 1 acrylic LED panel, 7.2 W power, 6.250–6.750 K, EEK A–A++ incl. switch/socket	80,0	70,8	17,6/ 26,0	SBA80	

EEK | EEC = Energieeffizienzklasse | energy efficiency category

	Beschreibung Description	Maße in cm Dimensions in cm			Artikel-Nr. Article no.	Identnummer ID number	
		B W	H	T D		PG 2	PG 3
	Unterschrank 1 Tür, 2 Einlegeböden base cabinet 1 door, 2 shelves	30,0	76,8	34,6	ULT30		
	Regal für Unterschrank Regalfarben (preisneutral): MX 03 opal MX 20 anthrazit MX 86 weiß seidenglänzend 1 Glaseinlegeboden rack for base cabinet rack colours (price neutral): MX 03 opal MX 20 anthracite MX 86 white silk gloss 1 glass shelf	30,0	25,6	34,6	R30		
	Abdeckplatte für Unterschrank in Korpusfarben top for base cabinet in basic shell colour	30,2	1,6	34,8	AD30		
	Oberschrank 1 Tür, 1 Einlegeboden top cabinet 1 door, 1 shelf	30,0	57,6	17,2	OFT30		
	Regal für Oberschrank Regalfarben (preisneutral): MX 03 opal MX 20 anthrazit MX 86 weiß seidenglänzend 1 Glaseinlegeboden rack for top cabinet rack colours (price neutral): MX 03 opal MX 20 anthracite MX 86 white silk gloss 1 glass shelf	30,0	25,6	17,2	RF30		
	Midischrank 2 Türen, 3 Einlegeböden, 3 Konstruktionsböden, 1 Abdeckplatte in Korpus-Farbe medium cabinet 2 doors, 3 shelves, 3 construction shelves, 1 cover plate, carcass coloured	30,2	148,8	34,8	MTT30		
	Hochschrank 2 Türen, 4 Einlegeböden, 3 Konstruktionsböden tower cabinet 2 doors, 4 shelves, 3 construction shelves	30,0	179,2	34,6	HTT30		
	Hochschrank 2 Türen, 1 Schubkasten, 4 Einlegeböden, 3 Konstruktionsböden tower cabinet 2 doors, 1 drawer, 4 shelves, 3 construction shelves	30,0	179,2	34,6	HTST30		

	Beschreibung Description	Maße in cm Dimensions in cm			Artikel-Nr. Article no.	Identnummer ID number	
		B W	H	T D		PG 2	PG 3
	<p>Hochschrank 1 farbiges Regal mittig R30, 2 Türen, 3 Packstücke, Regalfarben (preisneutral): MX 03 opal MX 20 anthrazit MX 86 weiß seidenglänzend</p> <p>tower cabinet 1 coloured rack in center R30, 2 doors, 3 packages, rack colours (price neutral): MX 03 opal MX 20 anthracite MX 86 white silk gloss</p>	30,0	179,2	34,6	HTRT30		
	<p>Oberschrank 1 farbiges Regal RF30, 1 Tür, 1 Einlegeboden, 2 Packstücke, Regalfarben (preisneutral): MX 03 opal MX 20 anthrazit MX 86 weiß seidenglänzend</p> <p>top cabinet 1 coloured rack RF30, 1 door, 1 shelf, 2 packages, rack colours (price neutral): MX 03 opal MX 20 anthracite MX 86 white silk gloss</p>	30,0	83,2	17,2	OFTR30		
	<p>Highboard 1 farbiges Regal oben R30, 1 Tür, 2 Einlegeböden, 2 Packstücke, Regalfarben (preisneutral): MX 03 opal MX 20 anthrazit MX 86 weiß seidenglänzend</p> <p>high cabinet 1 coloured rack top R30, 1 door, 2 shelves, 2 packages, rack colours (price neutral): MX 03 opal MX 20 anthracite MX 86 white silk gloss</p>	30,0	102,4	34,6	HBTR30		

Beschreibung Description	Maße in cm Dimensions in cm			Artikel-Nr. Article no.	Identnummer ID number
	B W	H	T D		
 <p>Handtuchhalter 2-armig [verchromt], [Befestigung am Schrank] ausziehbar</p> <p>towel rail 2-arms [chromed], [fastening on the cabinet] pull out</p>	10,5	4,0	32,5 50	HHC2	
 <p>2 Innenspiegel [Ergänzungsset zur nachträglichen Innenverspiegelung] für Spiegelschränke SAB80 und SBA80</p> <p>2 interior mirrors [supplementary-set for inner mirror-panel] for mirror cabinets SAB80 and SBA80</p>	62,0 62,0	44,5 24,5	3,0 3,0	IS80	
 <p>Mischbatterie, verchromt</p> <p>lever tap, chromed</p>				MBCS	
 <p>Design-Sockelstellfuß [verstellbar], Kunststoff, verchromt je 4 Stück Pack</p> <p>design leg [adjustable], plastic, chromed 4 pcs unit</p>		12,0– 14,0		SFC12	